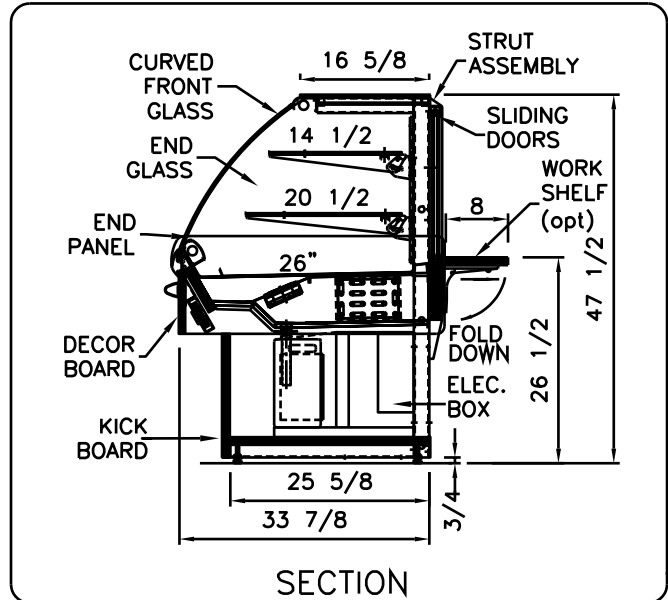
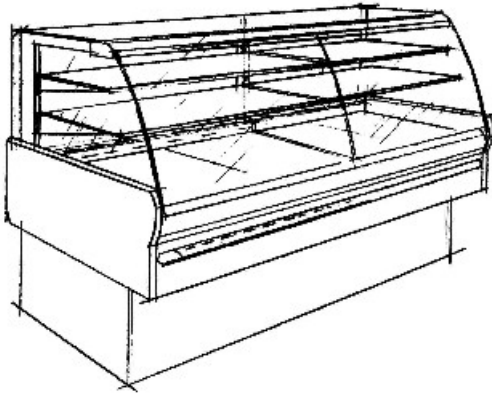




# The Ekomax Series

## DTRD-DUAL TEMPERATURE CASE

ITEM # \_\_\_\_\_



SPECS: Aluminum frame and strut, epoxy pointed; leveling legs; anodized aluminum trim; .25 tempered shelves, end and front glass; tilt-out front glass STD.; lights w/ spectrum sleeves; 3/4" plywood finish millwork; self-contained (R134a) w/ hot gas evaporator or remote. Refrigerated cases are fitted with a defogging system that will keep the front glass clear of moisture in a controlled environment not exceeding 75°F and 55% relative humidity. ETL sanitation listed to NSF 7 and 2.

	Standard	Optional
<b>EUROPEAN CURVED GLASS</b>		
Tilt-Out Front Glass	<input type="checkbox"/>	
Lift-Up Front Glass		<input type="checkbox"/>

<b>INTERIOR/UPPER STRUCTURE</b>		
Epoxy Point - White	<input type="checkbox"/>	
Epoxy Point - Black	<input type="checkbox"/>	
Epoxy Point - other colors	<input type="checkbox"/>	
Stainless Steel (int. only)	<input type="checkbox"/>	

<b>ALUMINUM TRIM</b>		
Chrome Anodized	<input type="checkbox"/>	
Brass Anodized	<input type="checkbox"/>	
Epoxy paint colors	<input type="checkbox"/>	

<b>SHELVES</b>		
1/4" Tempered Glass	<input type="checkbox"/>	
Brass/Chrome Wire	<input type="checkbox"/>	
Additional Light	<input type="checkbox"/>	

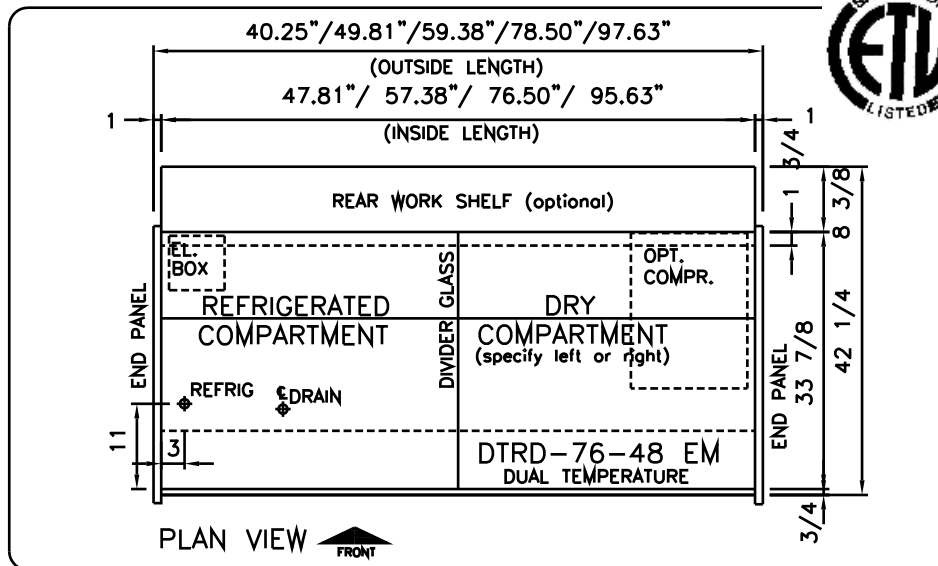
<b>END/DIVIDER GLASS</b>		
1/4" Tempered	<input type="checkbox"/>	
1/4" Temp.-Mirror Film	<input type="checkbox"/>	

<b>SLIDING DOORS</b>		
Clear Plexi	<input type="checkbox"/>	
Plexi w/ Mirror Film	<input type="checkbox"/>	

<b>END PANELS/DECOR BD/KICKBD</b>		
Pl.Laminate on Plywood	<input type="checkbox"/>	
Maple,Cherry,Oak Veneer	<input type="checkbox"/>	
Stainless Steel	<input type="checkbox"/>	

<b>FOLD-DOWN REAR WORK SHELF</b>		
Wilsonart Fr. White	<input type="checkbox"/>	
Saniboard	<input type="checkbox"/>	
Stainless Steel	<input type="checkbox"/>	

<b>EQUIPMENT</b>		
Defogging System	<input checked="" type="checkbox"/>	
Self Service Doors	<input type="checkbox"/>	
Humidifier	<input type="checkbox"/>	



MODEL	LENGTH in mm	VOLTAGE	AMPS REMOTE <input type="checkbox"/>	AMPS SELF-CONT. <input type="checkbox"/>
<input type="checkbox"/> DTRD-48-48 EM	47.81"	1214	3.5	13.5
<input type="checkbox"/> DTRD-57-48 EM	57.38"	1457	4.0	14.0
<input type="checkbox"/> DTRD-76-48 EM	76.50"	1943	4.3	16.3
<input type="checkbox"/> DTRD-96-48 EM	95.63"	2429	5.5	17.5